

Occupation Overview

Emsi Q3 2018 Data Set

September 2018

Porterville College

100 E. College Avenue
Porterville, California 93257
559.791.2459

Parameters

Occupations

Code	Description
29-2041	Emergency Medical Technicians and Paramedics

Regions

243 items selected. See Appendix A for details.

Timeframe

2018 - 2023

Datarun

2018.3 - QCEW Employees, Non-QCEW Employees, Self-Employed, and Extended Proprietors

Emergency Medical Technicians and Paramedics in 243 California ZIPs

Emergency Medical Technicians and Paramedics (SOC 29-2041):

Assess injuries, administer emergency medical care, and extricate trapped individuals. Transport injured or sick persons to medical facilities.

Sample of Reported Job Titles:

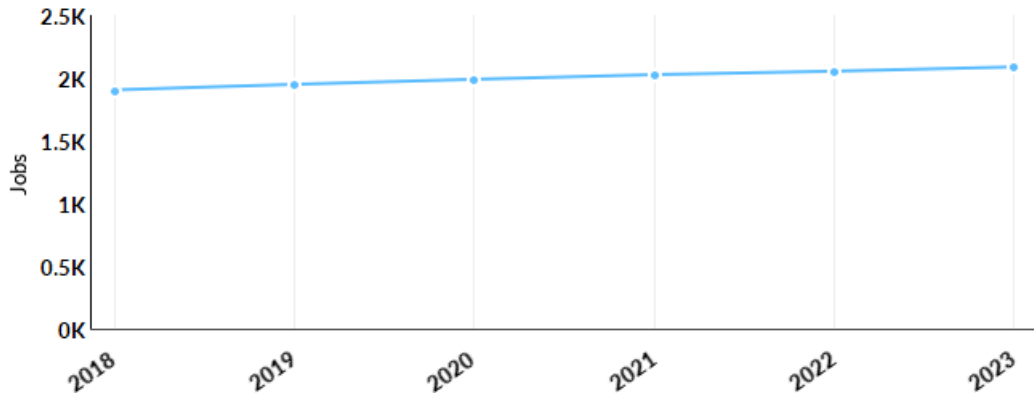
- Paramedic
 - Flight Paramedic
 - Emergency Medical Technician, Basic (EMT, B)
 - Emergency Medical Technician (EMT)
 - Multi Care Technician (Multi Care Tech)
 - First Responder
 - EMT/Dispatcher (Emergency Medical Technician/Dispatcher)
 - EMT, Paramedic (Emergency Medical Technician, Paramedic)
 - EMT Intermediate (Emergency Medical Technician, Intermediate)
 - Emergency Medical Technician/Driver (EMT/DRIVER)
- Related O*NET Occupation:**
Emergency Medical Technicians and Paramedics (29-2041.00)

Occupation Summary for Emergency Medical Technicians and Paramedics

<p>1,903 Jobs (2018) 17% below National average</p>	<p>+9.6% % Change (2018-2023) Nation: +8.3%</p>	<p>\$14.82/hr Median Hourly Earnings Nation: \$16.05/hr</p>
--	---	---

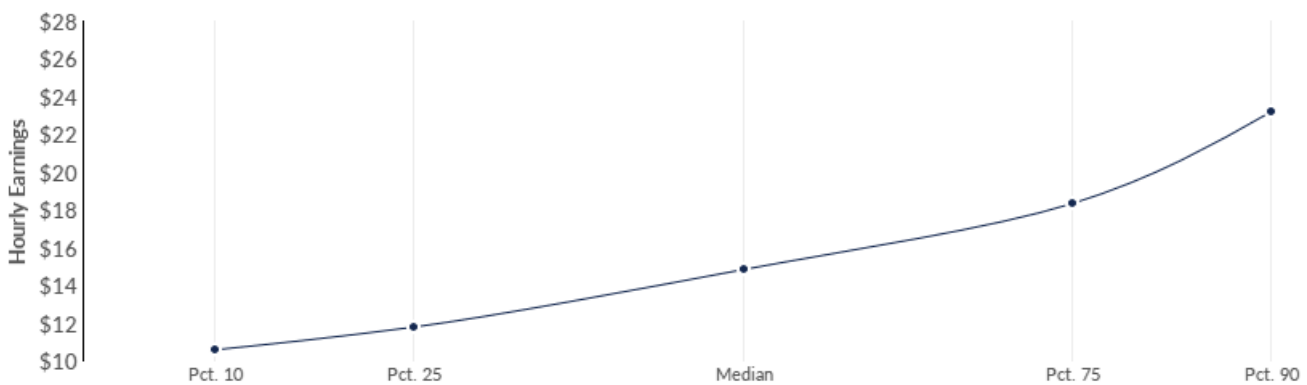
Growth for Emergency Medical Technicians and Paramedics (29-2041)

<p>1,903</p> <p>2018 Jobs</p>	<p>2,086</p> <p>2023 Jobs</p>	<p>183</p> <p>Change (2018-2023)</p>	<p>9.6%</p> <p>% Change (2018-2023)</p>
-------------------------------	-------------------------------	--------------------------------------	---

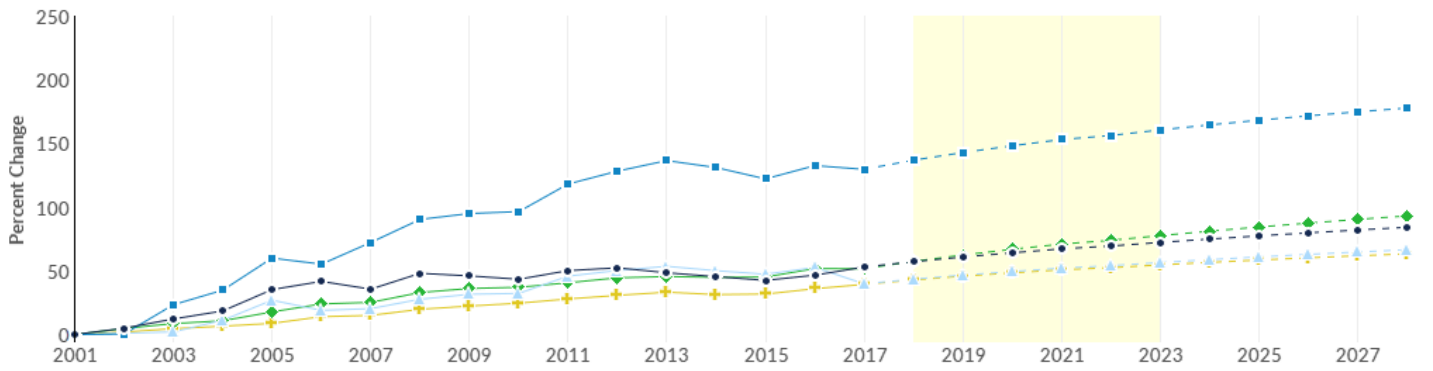


Percentile Earnings for Emergency Medical Technicians and Paramedics (29-2041)

<p>\$11.78/hr</p> <p>25th Percentile Earnings</p>	<p>\$14.82/hr</p> <p>Median Earnings</p>	<p>\$18.34/hr</p> <p>75th Percentile Earnings</p>
---	--	---

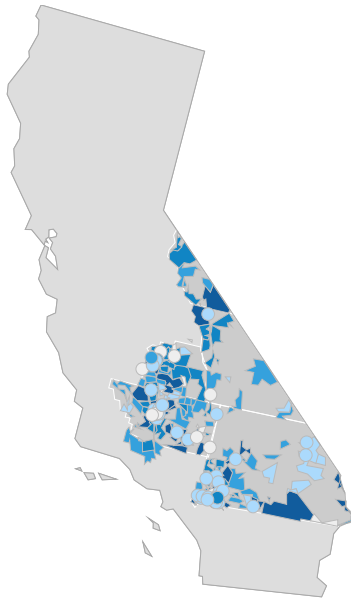


Regional Trends



Region	2018 Jobs	2023 Jobs	Change	% Change
● Region	1,903	2,086	183	9.6%
■ Tulare County	251	276	25	10.0%
▲ Four County	588	641	53	9.0%
◆ State	22,313	25,182	2,869	12.9%
+ Nation	273,547	296,129	22,582	8.3%

Regional Breakdown



ZIP	2023 Jobs
Rancho Cucamonga, CA 91730 (in San Bernardino county)	281
Redlands, CA 92373 (in San Bernardino county)	268
Victorville, CA 92395 (in San Bernardino county)	125
Bakersfield, CA 93301 (in Kern county)	99
Visalia, CA 93292 (in Tulare county)	98

Occupational Programs

2 Programs (2017)	713 Completions (2017)	162 Openings (2017)
----------------------	---------------------------	------------------------

CIP Code	Program	Completions (2017)
51.0904	Emergency Medical Technology/Technician (EMT Paramedic)	488
51.0000	Health Services/Allied Health/Health Sciences, General	225

Industries Employing Emergency Medical Technicians and Paramedics

Industry	Occupation Jobs in Industry (2017)	% of Occupation in Industry (2017)	% of Total Jobs in Industry (2017)
Ambulance Services	1,037	55.9%	56.1%
Local Government, Excluding Education and Hospitals	363	19.6%	0.6%
Federal Government, Military	167	9.0%	0.7%
General Medical and Surgical Hospitals	103	5.5%	0.4%
Hospitals (Local Government)	100	5.4%	0.7%

Appendix A - Regions

Code	Description
91701	Rancho Cucamonga, CA (in San Bernardino county)
91708	Chino, CA (in San Bernardino county)
91709	Chino Hills, CA (in San Bernardino county)
91710	Chino, CA (in San Bernardino county)
91729	Rancho Cucamonga, CA (in San Bernardino county)
91730	Rancho Cucamonga, CA (in San Bernardino county)
91737	Rancho Cucamonga, CA (in San Bernardino county)
91739	Rancho Cucamonga, CA (in San Bernardino county)
91743	Guasti, CA (in San Bernardino county)
91759	Mt Baldy, CA (in San Bernardino county)
91761	Ontario, CA (in San Bernardino county)
91762	Ontario, CA (in San Bernardino county)
91763	Montclair, CA (in San Bernardino county)
91764	Ontario, CA (in San Bernardino county)
91784	Upland, CA (in San Bernardino county)
91785	Upland, CA (in San Bernardino county)
91786	Upland, CA (in San Bernardino county)
92242	Earp, CA (in San Bernardino county)
92252	Joshua Tree, CA (in San Bernardino county)
92256	Morongo Valley, CA (in San Bernardino county)
92267	Parker Dam, CA (in San Bernardino county)
92268	Pioneertown, CA (in San Bernardino county)
92277	Twentynine Palms, CA (in San Bernardino county)
92278	Twentynine Palms, CA (in San Bernardino county)
92280	Vidal, CA (in San Bernardino county)
92284	Yucca Valley, CA (in San Bernardino county)

92285	Landers, CA (in San Bernardino county)
92286	Yucca Valley, CA (in San Bernardino county)
92301	Adelanto, CA (in San Bernardino county)
92304	Amboy, CA (in San Bernardino county)
92305	Angelus Oaks, CA (in San Bernardino county)
92307	Apple Valley, CA (in San Bernardino county)
92308	Apple Valley, CA (in San Bernardino county)
92309	Baker, CA (in San Bernardino county)
92310	Fort Irwin, CA (in San Bernardino county)
92311	Barstow, CA (in San Bernardino county)
92312	Barstow, CA (in San Bernardino county)
92313	Grand Terrace, CA (in San Bernardino county)
92314	Big Bear City, CA (in San Bernardino county)
92315	Big Bear Lake, CA (in San Bernardino county)
92316	Bloomington, CA (in San Bernardino county)
92317	Blue Jay, CA (in San Bernardino county)
92318	Bryn Mawr, CA (in San Bernardino county)
92321	Cedar Glen, CA (in San Bernardino county)
92322	Cedarpines Park, CA (in San Bernardino county)
92323	Cima, CA (in San Bernardino county)
92324	Colton, CA (in San Bernardino county)
92325	Crestline, CA (in San Bernardino county)
92327	Daggett, CA (in San Bernardino county)
92328	Death Valley, CA (in Inyo county)
92329	Phelan, CA (in San Bernardino county)
92331	Fontana, CA (in San Bernardino county)
92332	Essex, CA (in San Bernardino county)
92333	Fawnskin, CA (in San Bernardino county)

92334	Fontana, CA (in San Bernardino county)
92335	Fontana, CA (in San Bernardino county)
92336	Fontana, CA (in San Bernardino county)
92337	Fontana, CA (in San Bernardino county)
92338	Ludlow, CA (in San Bernardino county)
92339	Forest Falls, CA (in San Bernardino county)
92340	Hesperia, CA (in San Bernardino county)
92341	Green Valley Lake, CA (in San Bernardino county)
92342	Helendale, CA (in San Bernardino county)
92344	Hesperia, CA (in San Bernardino county)
92345	Hesperia, CA (in San Bernardino county)
92346	Highland, CA (in San Bernardino county)
92347	Hinkley, CA (in San Bernardino county)
92350	Loma Linda, CA (in San Bernardino county)
92352	Lake Arrowhead, CA (in San Bernardino county)
92354	Loma Linda, CA (in San Bernardino county)
92356	Lucerne Valley, CA (in San Bernardino county)
92357	Loma Linda, CA (in San Bernardino county)
92358	Lytle Creek, CA (in San Bernardino county)
92359	Mentone, CA (in San Bernardino county)
92363	Needles, CA (in San Bernardino county)
92364	Nipton, CA (in San Bernardino county)
92365	Newberry Springs, CA (in San Bernardino county)
92366	Mountain Pass, CA (in San Bernardino county)
92368	Oro Grande, CA (in San Bernardino county)
92369	Patton, CA (in San Bernardino county)
92371	Phelan, CA (in San Bernardino county)
92372	Pinon Hills, CA (in San Bernardino county)

92373	Redlands, CA (in San Bernardino county)
92374	Redlands, CA (in San Bernardino county)
92375	Redlands, CA (in San Bernardino county)
92376	Rialto, CA (in San Bernardino county)
92377	Rialto, CA (in San Bernardino county)
92378	Rimforest, CA (in San Bernardino county)
92382	Running Springs, CA (in San Bernardino county)
92384	Shoshone, CA (in Inyo county)
92385	Skyforest, CA (in San Bernardino county)
92386	Sugarloaf, CA (in San Bernardino county)
92389	Tecopa, CA (in Inyo county)
92391	Twin Peaks, CA (in San Bernardino county)
92392	Victorville, CA (in San Bernardino county)
92393	Victorville, CA (in San Bernardino county)
92394	Victorville, CA (in San Bernardino county)
92395	Victorville, CA (in San Bernardino county)
92397	Wrightwood, CA (in San Bernardino county)
92398	Yermo, CA (in San Bernardino county)
92399	Yucaipa, CA (in San Bernardino county)
92401	San Bernardino, CA (in San Bernardino county)
92402	San Bernardino, CA (in San Bernardino county)
92403	San Bernardino, CA (in San Bernardino county)
92404	San Bernardino, CA (in San Bernardino county)
92405	San Bernardino, CA (in San Bernardino county)
92406	San Bernardino, CA (in San Bernardino county)
92407	San Bernardino, CA (in San Bernardino county)
92408	San Bernardino, CA (in San Bernardino county)
92410	San Bernardino, CA (in San Bernardino county)

92411	San Bernardino, CA (in San Bernardino county)
92413	San Bernardino, CA (in San Bernardino county)
92415	San Bernardino, CA (in San Bernardino county)
92418	San Bernardino, CA (in San Bernardino county)
92423	San Bernardino, CA (in San Bernardino county)
92427	San Bernardino, CA (in San Bernardino county)
93201	Alpaugh, CA (in Tulare county)
93203	Arvin, CA (in Kern county)
93205	Bodfish, CA (in Kern county)
93206	Buttonwillow, CA (in Kern county)
93207	California Hot Springs, CA (in Tulare county)
93208	Camp Nelson, CA (in Tulare county)
93215	Delano, CA (in Kern county)
93216	Delano, CA (in Kern county)
93218	Ducor, CA (in Tulare county)
93219	Earlimart, CA (in Tulare county)
93220	Edison, CA (in Kern county)
93221	Exeter, CA (in Tulare county)
93222	Pine Mountain Club, CA (in Kern county)
93223	Farmersville, CA (in Tulare county)
93224	Fellows, CA (in Kern county)
93225	Frazier Park, CA (in Kern county)
93226	Glennville, CA (in Kern county)
93227	Goshen, CA (in Tulare county)
93235	Ivanhoe, CA (in Tulare county)
93237	Kaweah, CA (in Tulare county)
93238	Kernville, CA (in Kern county)
93240	Lake Isabella, CA (in Kern county)

93241	Lamont, CA (in Kern county)
93243	Lebec, CA (in Kern county)
93244	Lemon Cove, CA (in Tulare county)
93247	Lindsay, CA (in Tulare county)
93249	Lost Hills, CA (in Kern county)
93250	Mc Farland, CA (in Kern county)
93251	Mc Kittrick, CA (in Kern county)
93252	Maricopa, CA (in Kern county)
93255	Onyx, CA (in Kern county)
93256	Pixley, CA (in Tulare county)
93257	Porterville, CA (in Tulare county)
93258	Porterville, CA (in Tulare county)
93260	Posey, CA (in Tulare county)
93261	Richgrove, CA (in Tulare county)
93262	Sequoia National Park, CA (in Tulare county)
93263	Shafter, CA (in Kern county)
93265	Springville, CA (in Tulare county)
93267	Strathmore, CA (in Tulare county)
93268	Taft, CA (in Kern county)
93270	Terra Bella, CA (in Tulare county)
93271	Three Rivers, CA (in Tulare county)
93272	Tipton, CA (in Tulare county)
93274	Tulare, CA (in Tulare county)
93275	Tulare, CA (in Tulare county)
93276	Tupman, CA (in Kern county)
93277	Visalia, CA (in Tulare county)
93278	Visalia, CA (in Tulare county)
93279	Visalia, CA (in Tulare county)

93280	Wasco, CA (in Kern county)
93282	Waukena, CA (in Tulare county)
93283	Weldon, CA (in Kern county)
93285	Wofford Heights, CA (in Kern county)
93286	Woodlake, CA (in Tulare county)
93287	Woody, CA (in Kern county)
93290	Visalia, CA (in Tulare county)
93291	Visalia, CA (in Tulare county)
93292	Visalia, CA (in Tulare county)
93301	Bakersfield, CA (in Kern county)
93302	Bakersfield, CA (in Kern county)
93303	Bakersfield, CA (in Kern county)
93304	Bakersfield, CA (in Kern county)
93305	Bakersfield, CA (in Kern county)
93306	Bakersfield, CA (in Kern county)
93307	Bakersfield, CA (in Kern county)
93308	Bakersfield, CA (in Kern county)
93309	Bakersfield, CA (in Kern county)
93311	Bakersfield, CA (in Kern county)
93312	Bakersfield, CA (in Kern county)
93313	Bakersfield, CA (in Kern county)
93314	Bakersfield, CA (in Kern county)
93380	Bakersfield, CA (in Kern county)
93383	Bakersfield, CA (in Kern county)
93384	Bakersfield, CA (in Kern county)
93385	Bakersfield, CA (in Kern county)
93386	Bakersfield, CA (in Kern county)
93387	Bakersfield, CA (in Kern county)

93388	Bakersfield, CA (in Kern county)
93389	Bakersfield, CA (in Kern county)
93390	Bakersfield, CA (in Kern county)
93501	Mojave, CA (in Kern county)
93502	Mojave, CA (in Kern county)
93504	California City, CA (in Kern county)
93505	California City, CA (in Kern county)
93512	Benton, CA (in Mono county)
93513	Big Pine, CA (in Inyo county)
93514	Bishop, CA (in Inyo county)
93515	Bishop, CA (in Inyo county)
93516	Boron, CA (in Kern county)
93517	Bridgeport, CA (in Mono county)
93518	Caliente, CA (in Kern county)
93519	Cantil, CA (in Kern county)
93522	Darwin, CA (in Inyo county)
93523	Edwards, CA (in Kern county)
93524	Edwards, CA (in Kern county)
93526	Independence, CA (in Inyo county)
93527	Inyokern, CA (in Kern county)
93528	Johannesburg, CA (in Kern county)
93529	June Lake, CA (in Mono county)
93530	Keeler, CA (in Inyo county)
93531	Keene, CA (in Kern county)
93541	Lee Vining, CA (in Mono county)
93542	Little Lake, CA (in Inyo county)
93545	Lone Pine, CA (in Inyo county)
93546	Mammoth Lakes, CA (in Mono county)

93549	Olancha, CA (in Inyo county)
93554	Randsburg, CA (in Kern county)
93555	Ridgecrest, CA (in Kern county)
93556	Ridgecrest, CA (in Kern county)
93558	Red Mountain, CA (in Kern county)
93560	Rosamond, CA (in Kern county)
93561	Tehachapi, CA (in Kern county)
93562	Trona, CA (in San Bernardino county)
93581	Tehachapi, CA (in Kern county)
93592	Trona, CA (in San Bernardino county)
93596	Boron, CA (in Kern county)
93603	Badger, CA (in Tulare county)
93615	Cutler, CA (in Tulare county)
93618	Dinuba, CA (in Tulare county)
93633	Kings Canyon National Pk, CA (in Tulare county)
93647	Orosi, CA (in Tulare county)
93666	Sultana, CA (in Tulare county)
93670	Yetttem, CA (in Tulare county)
93673	Traver, CA (in Tulare county)
96107	Coleville, CA (in Mono county)
96133	Topaz, CA (in Mono county)

Appendix B - Data Sources and Calculations

Location Quotient

Location quotient (LQ) is a way of quantifying how concentrated a particular industry, cluster, occupation, or demographic group is in a region as compared to the nation. It can reveal what makes a particular region unique in comparison to the national average.

Occupation Data

Emsi occupation employment data are based on final Emsi industry data and final Emsi staffing patterns. Wage estimates are based on Occupational Employment Statistics (QCEW and Non-QCEW Employees classes of worker) and the American Community Survey (Self-Employed and Extended Proprietors). Occupational wage estimates also affected by county-level Emsi earnings by industry.

Institution Data

The institution data in this report is taken directly from the national IPEDS database published by the U.S. Department of Education's National Center for Education Statistics.

State Data Sources

This report uses state data from the following agencies: California Labor Market Information Department